

Barcodes

Value	Analysis Metric
1	Unique Barcodes
30,386,783	Barcoded HiFi Reads
171,173	Unbarcoded HiFi Reads
99.43%	Barcoded HiFi Reads (%)
45.09 Gb	Barcoded HiFi Yield (bp)
0.14 Gb	Unbarcoded HiFi Yield (bp)
99.70%	Barcoded HiFi Yield (%)
30,386,783	Mean HiFi Reads per Barcode
30,386,783	Max. HiFi Reads per Barcode
30,386,783	Min. HiFi Reads per Barcode
1.48 kb	Barcoded HiFi Read Length (mean, bp)
0.79 kb	Unbarcoded HiFi Read Length (mean, bp)

Barcode Data

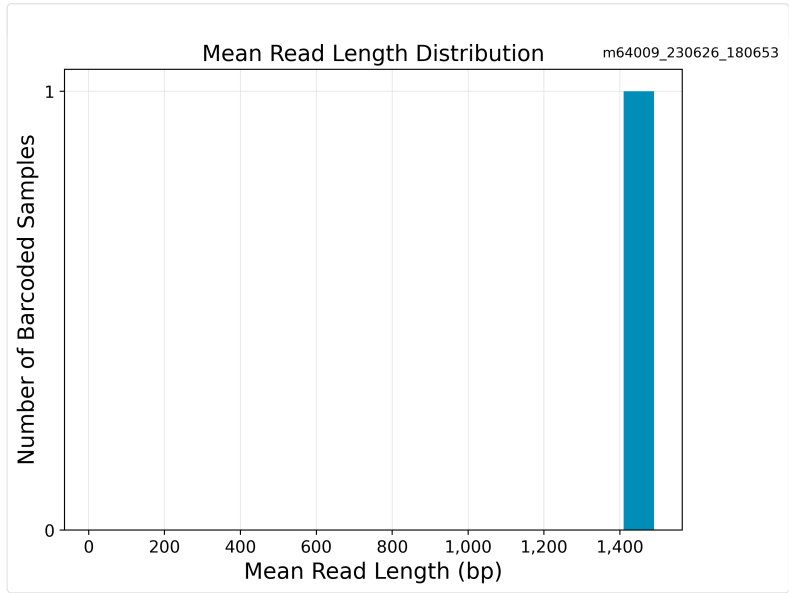
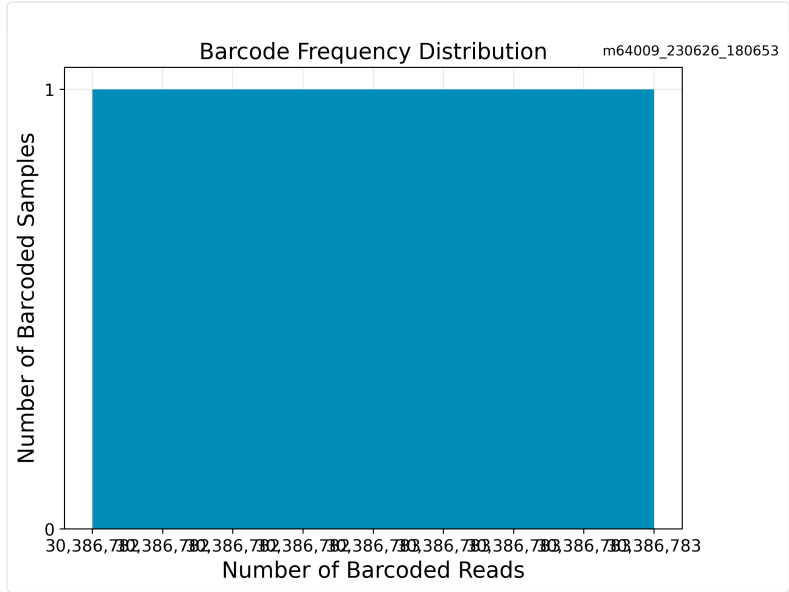
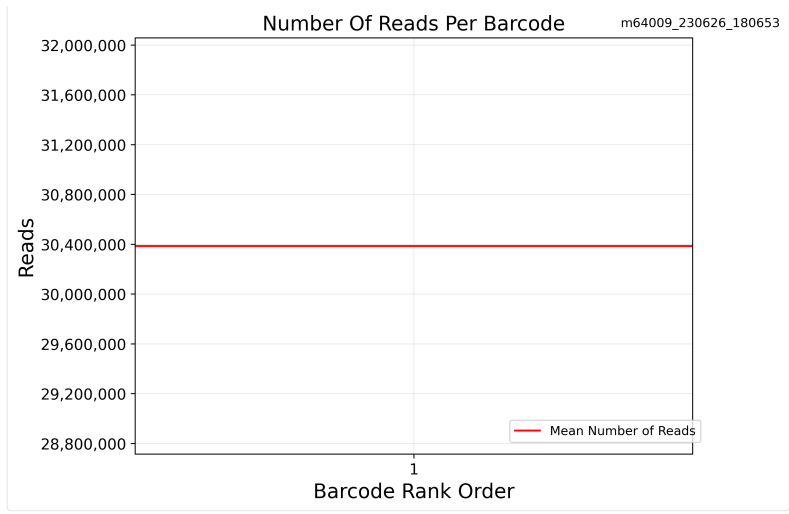
Sample Na... ↑	Barcode ↑	Barcode Qu... ↑	HiFi Reads ↑	HiFi Read L... ↑
Bio Sample 1	MAS16S_Fwd_01--...	97.5	30,386,783	1,483
No Name	Not Barcoded	0.0	171,173	792

Inferred Barcodes


Barcode ↑	Reads, % ↑	Barco
MAS16S_Fwd_01--MAS16S_Rev_13	99.7	97
MAS16S_Fwd_01--MAS16S_Rev_25	0	83
MAS16S_Fwd_01--MAS16S_Rev_42	0	93
MAS16S_Fwd_03--MAS16S_Rev_13	0	95
MAS16S_Fwd_04--MAS16S_Rev_13	0	87
unassigned	0.3	0

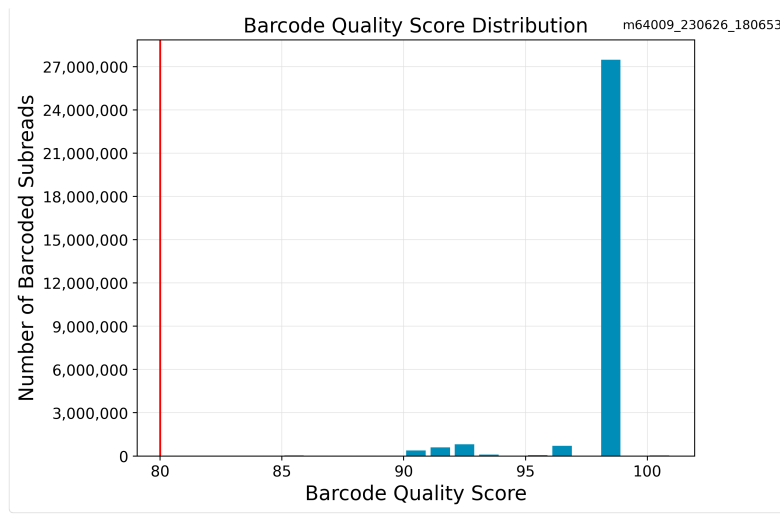
Barcoded Read Statistics

--	--



Barcode Quality Scores





Barcoded Read Binned Histograms

