


- Copy
- Analyze...
- Export
- Delete

- Dataset Overview
- Status
- Thumbnails
- Display All
- CCS Analysis Report
- 5mC CpG Report
- Adapter Report
- Loading Report
- Raw Data Report
- Control Report
- Barcodes
- Analyses
- Data

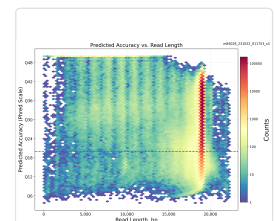
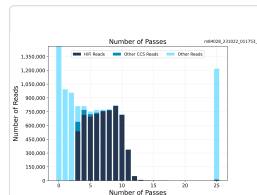
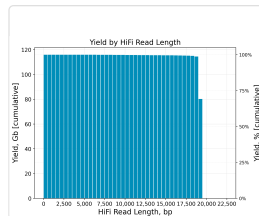
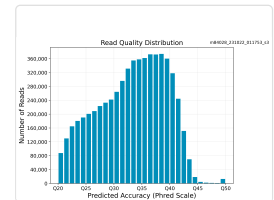
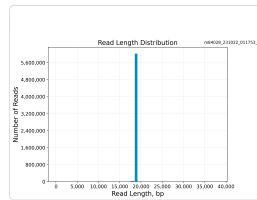
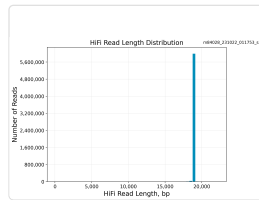
Display All

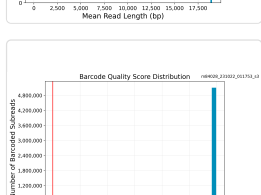
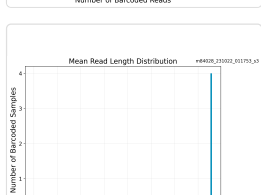
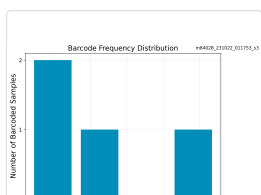
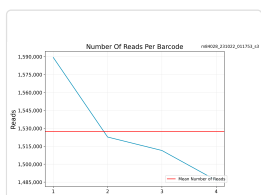
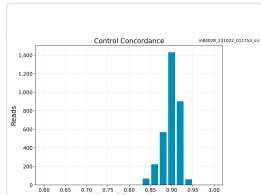
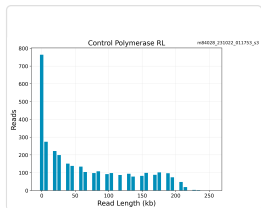
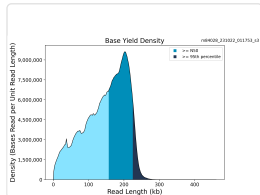
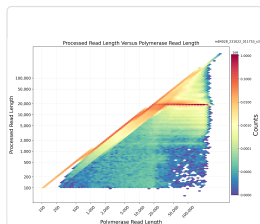
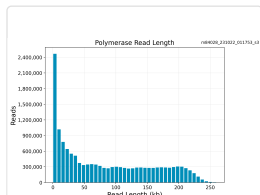
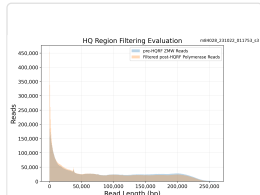
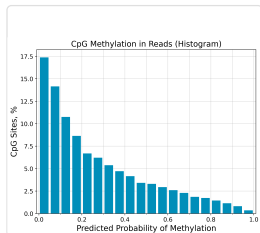
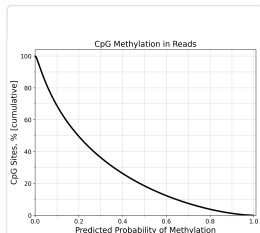


Movie Name m84028_231022_011753_s3

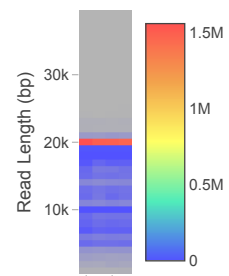
Analysis Parameters

Thumbnails



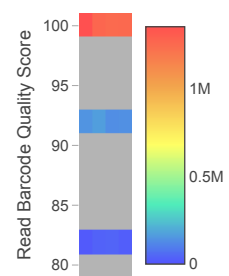


Length Distribution By Bar

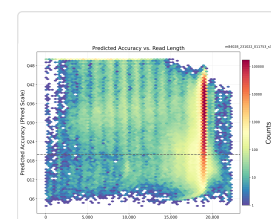
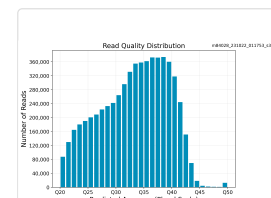
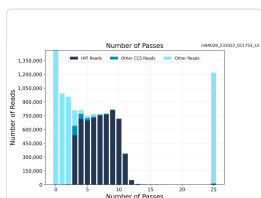
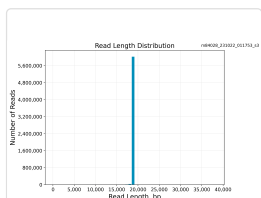
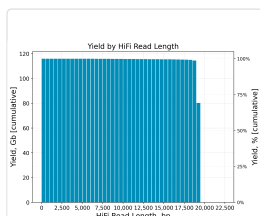
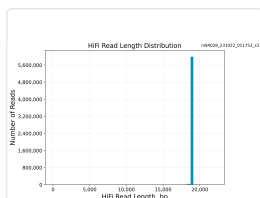


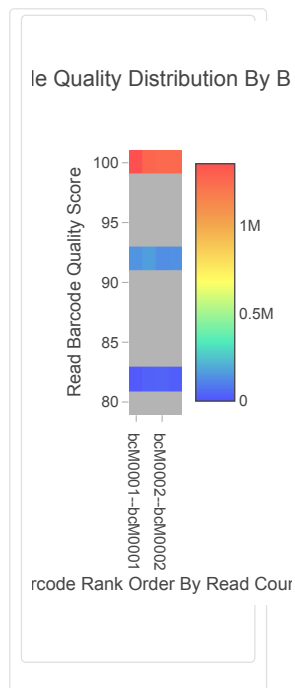
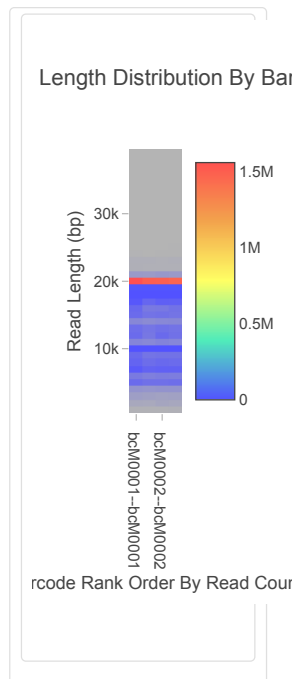
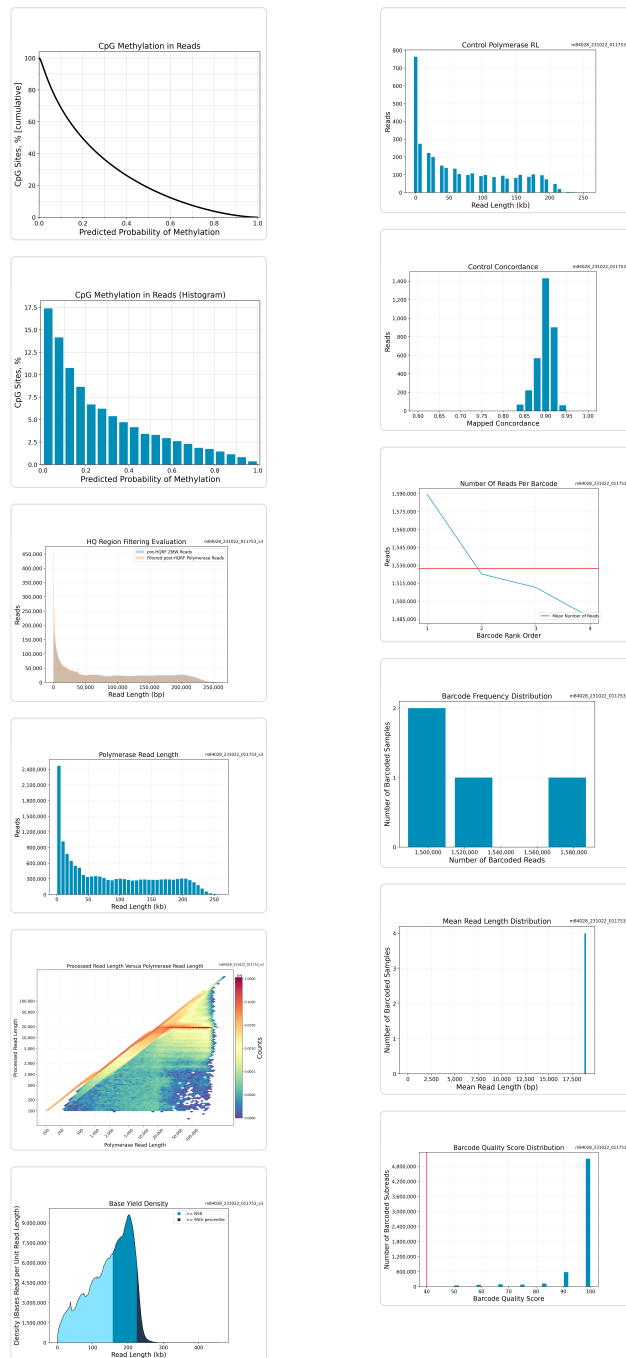
rcode Rank Order By Read Cour

le Quality Distribution By B



rcode Rank Order By Read Cour





CCS Analysis Report

Value	Analysis Metric
6.1 M	HiFi reads
115.86 Gb	HiFi reads yield
18.91 kb	HiFi reads length (mean)
19,022	HiFi reads length (median, bp)
19,023	HiFi Read Length N50 (bp)
Q34	HiFi Read Quality (median)
93.58%	Base Quality \geq Q30 (%)

Value	Analysis Metric
7	HiFi Number of Passes (mean)


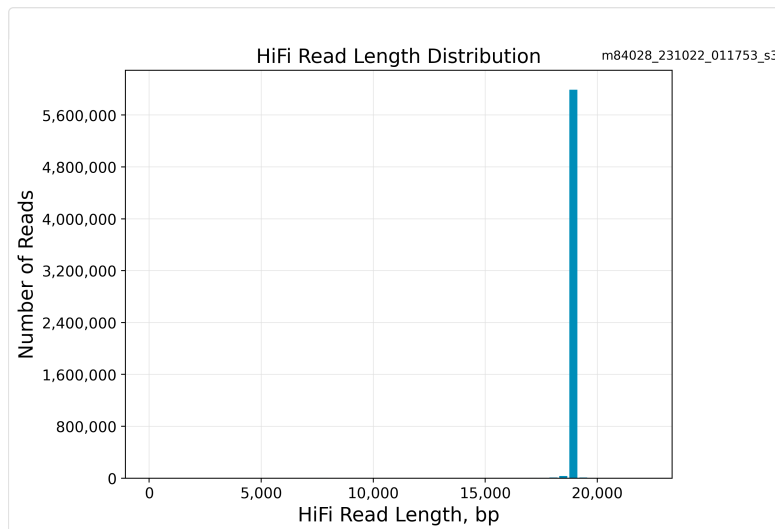
HiFi Read Length Summary

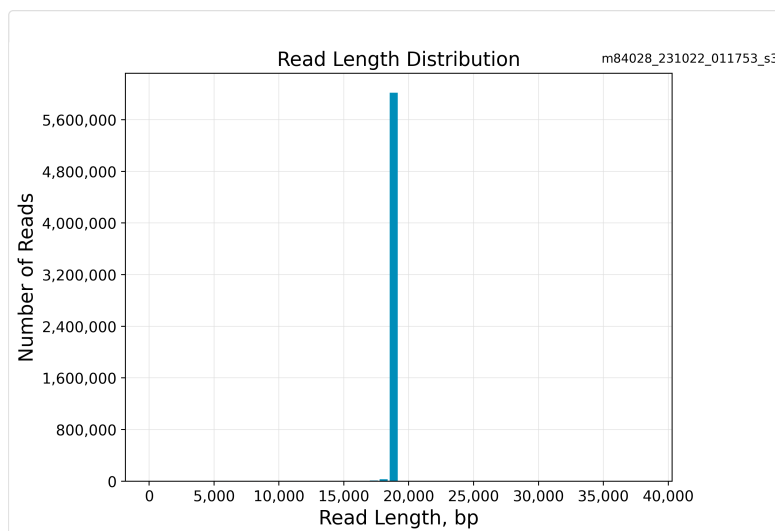
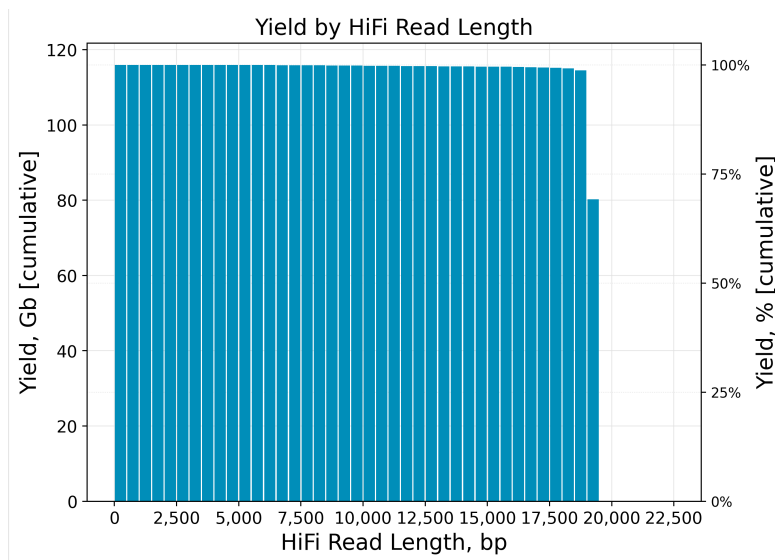
Read Length (kb) ↓↑	Reads ↓↑	Reads (%) ↓↑	Yield (Gb) ↓↑	Yield
≥ 0	6,127,402	100	115,855,626,177 Gb	100
≥ 5,000	6,117,614	100	115,819,966,821 Gb	100
≥ 10,000	6,091,975	99	115,623,620,586 Gb	100
≥ 15,000	6,072,156	99	115,376,651,115 Gb	100
≥ 20,000	1,442	0	30,479,508 Gb	0
≥ 25,000	53	0	1,608,988 Gb	0
≥ 30,000	24	0	829,210 Gb	0
≥ 35,000	11	0	403,983 Gb	0
≥ 40,000	0	0	0 Gb	0

HiFi Read Quality Summary

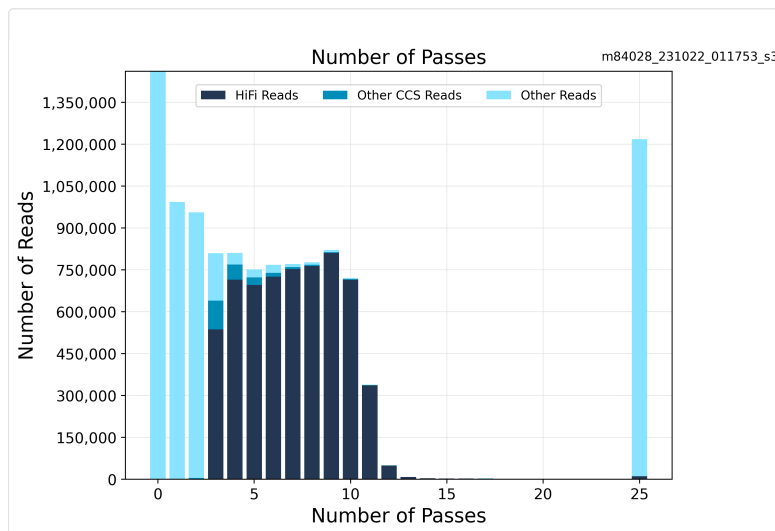
Read Quality (Phred) ↓↑	Reads ↓↑	Reads (%) ↓↑	Yield (Gb) ↓↑	Yield
≥ Q20	6,127,402	100	115.86 Gb	100
≥ Q30	4,267,968	70	80.68 Gb	70
≥ Q40	830,588	14	15.52 Gb	13
≥ Q50	11,685	0	0.07 Gb	0

Read Length Distribution




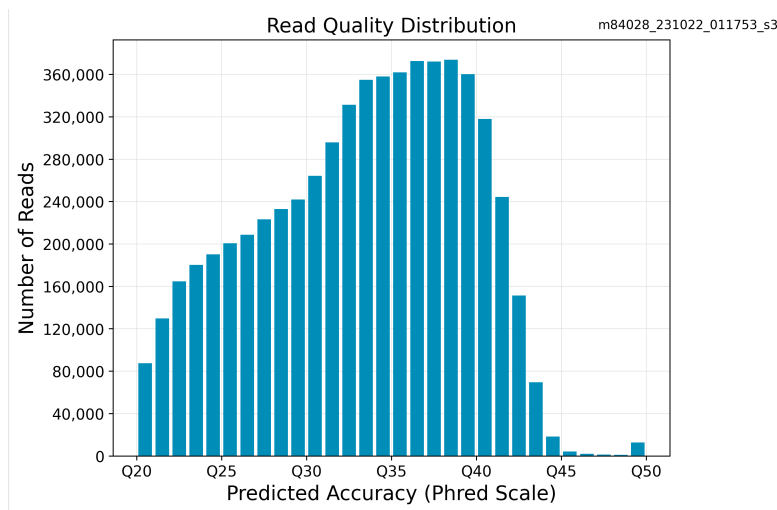


Number of Passes

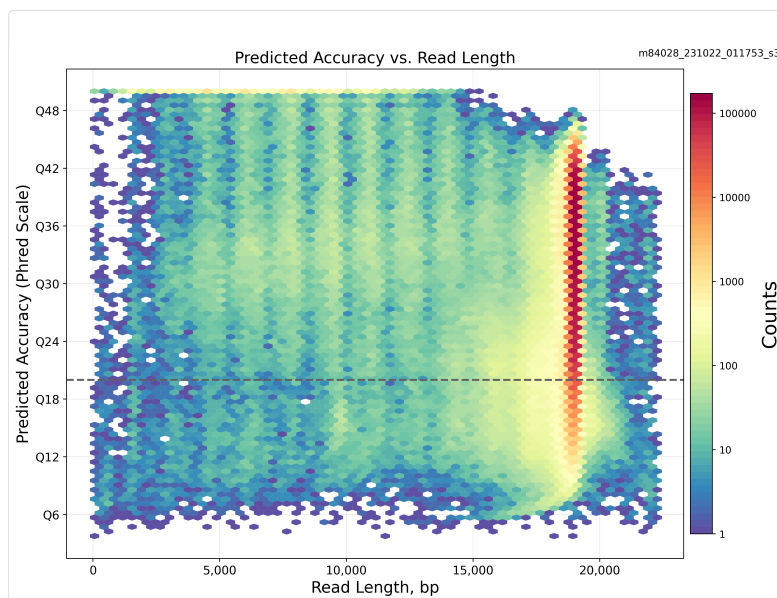


Read Quality Distribution

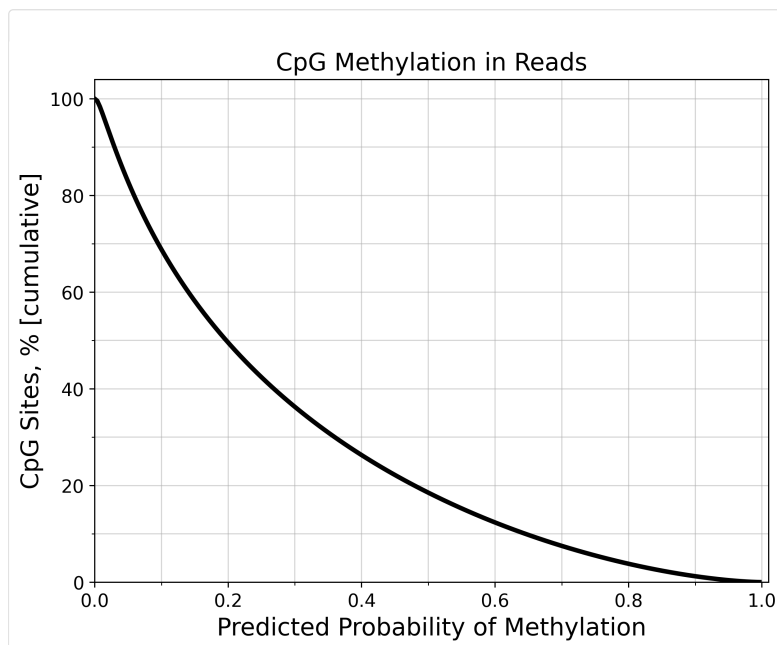


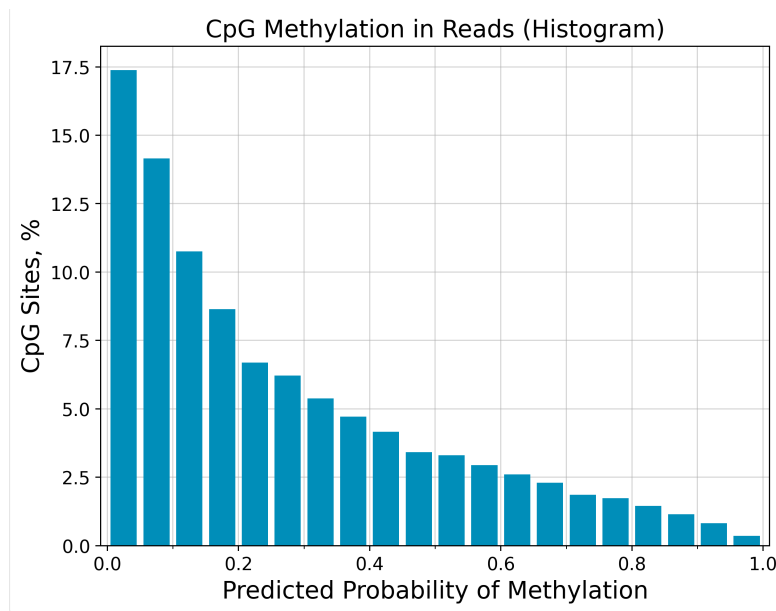


Predicted Accuracy vs. Read Length



Methylation Probability





Adapter Report

Value	Analysis Metric
0.00 %	Adapter Dimers (0-10bp) %
0.00 %	Short Inserts (11-100bp) %
2.63	Local Base Rate

Loading Report

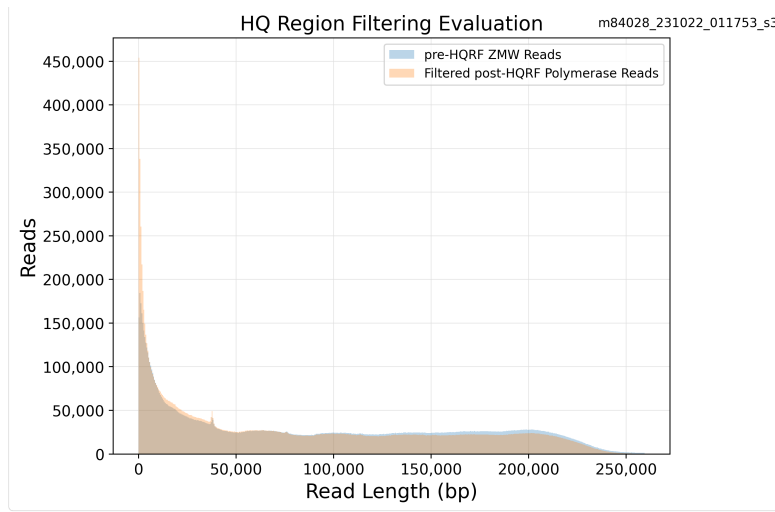
Value	Analysis Metric
25,165,824	Productive ZMWs
10,396,301	Productivity 0
14,678,327	Productivity 1
91,196	Productivity 2

Loading Statistics

Collectio...	Total ZM...	Producti...	PO (%)	Producti...	P1 (%)	Producti...	P2 (%)
m84028_...	25,165,824	10,396,301	41.31	14,678,327	58.33	91,196	0.36

HQ Region Filtering Evaluation

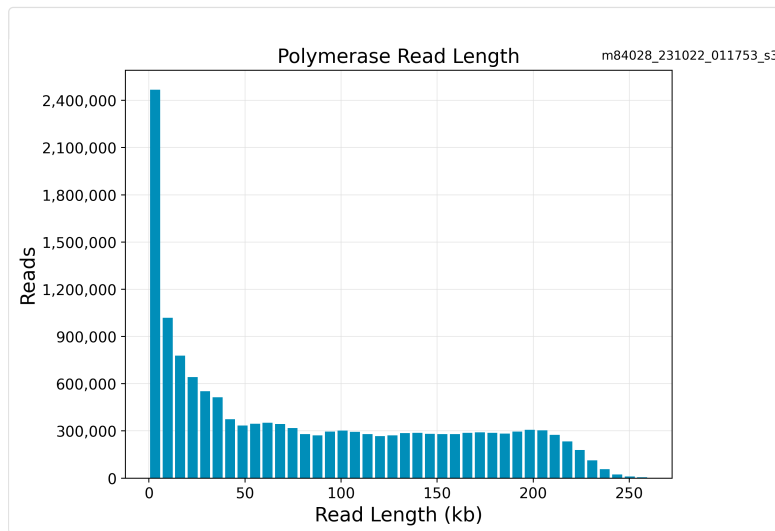
--	--




Raw Data Report

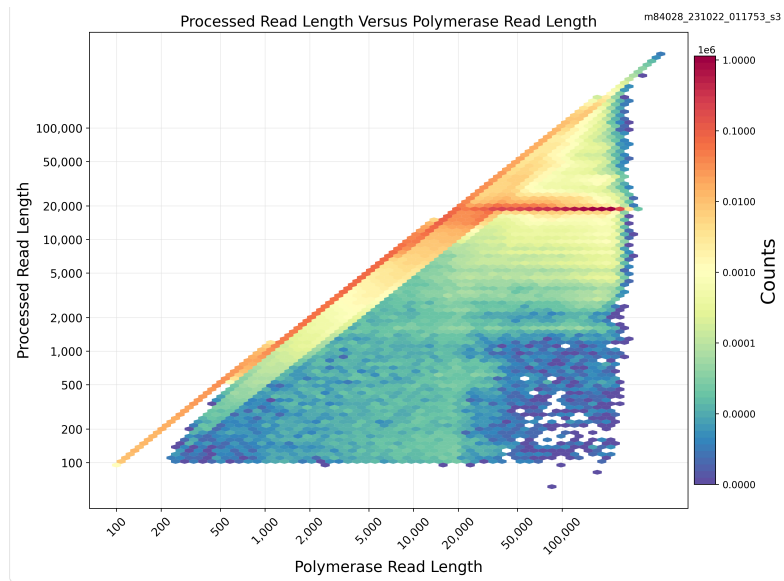
Value	Analysis Metric
1,190,965,740,710	Polymerase Read Bases
14,675,072	Polymerase Reads
81.16 kb	Polymerase Read Length (mean)
158.25 kb	Polymerase read length (N50)
17.20 kb	Polymerase read length longest subread length (mean)
19.75 kb	Polymerase read length longest subread length (N50)
238,684,094,464	Unique Molecular Yield

Polymerase Read Length

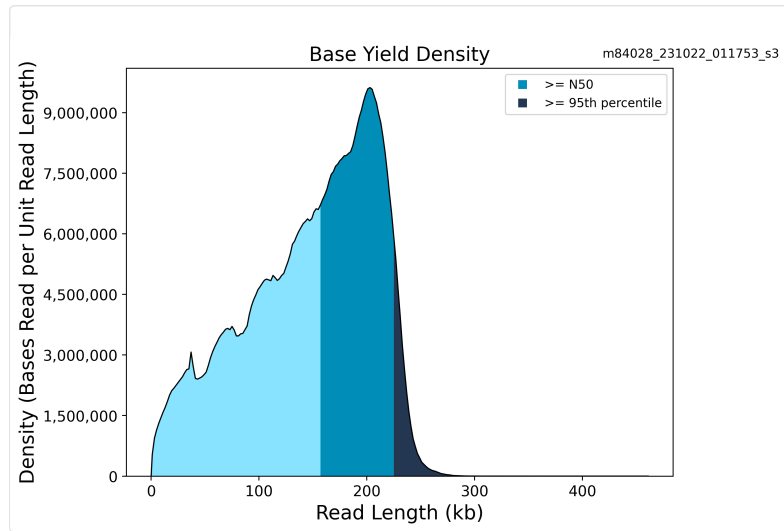


Longest Subread Length Versus Polymerase Read Length






Base Yield Density

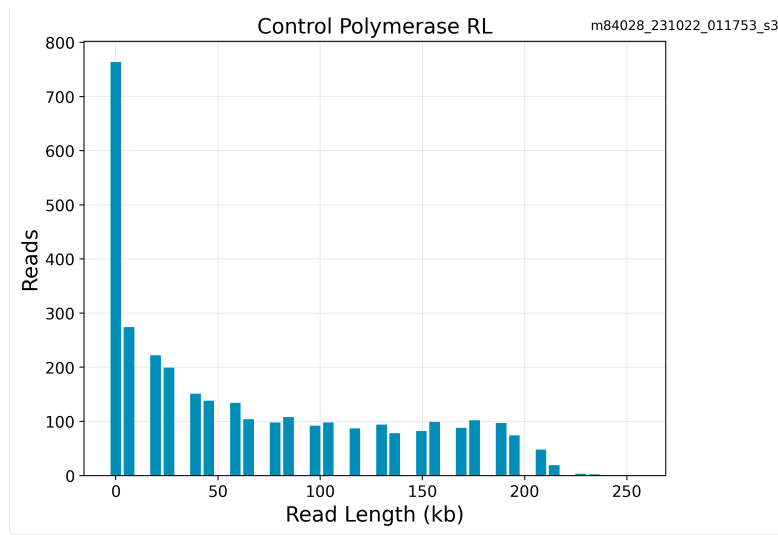


Control Report

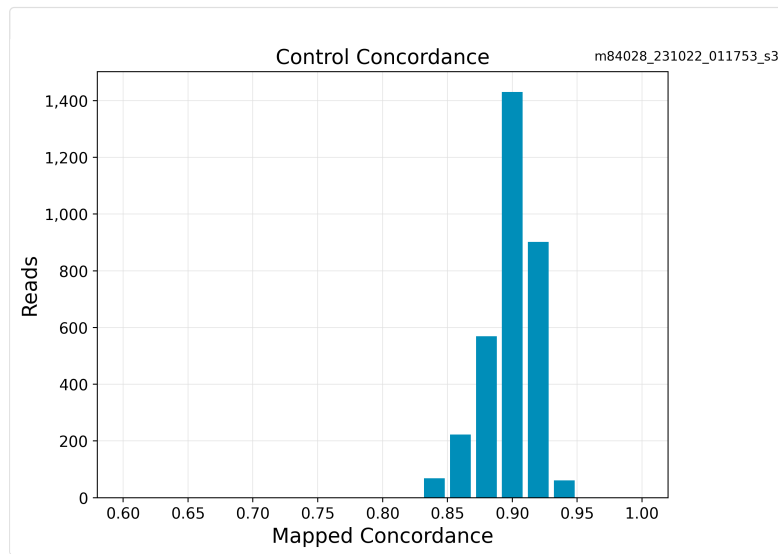
Value	Analysis Metric
3,255	Number of Control Reads
68,795	Control Read Length Mean
0.91	Control Read Concordance Mean
0.91	Control Read Concordance Mode

Control Read Length





Control Read Quality



Barcodes

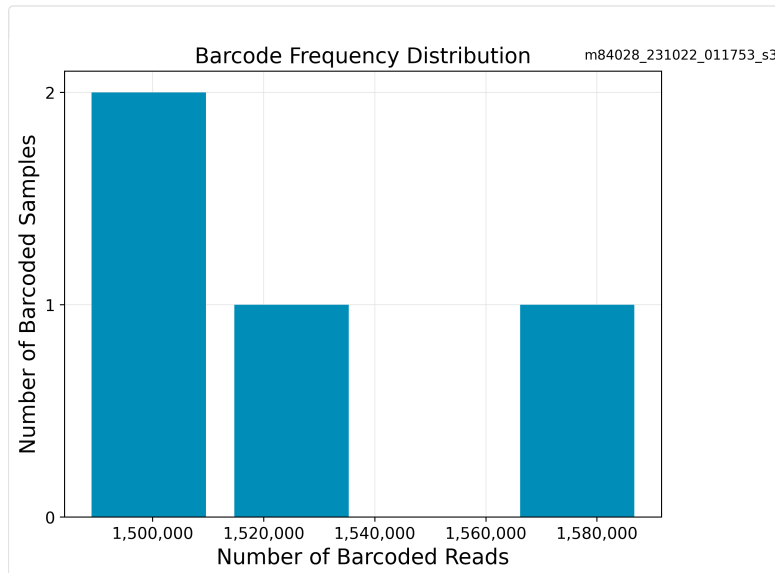
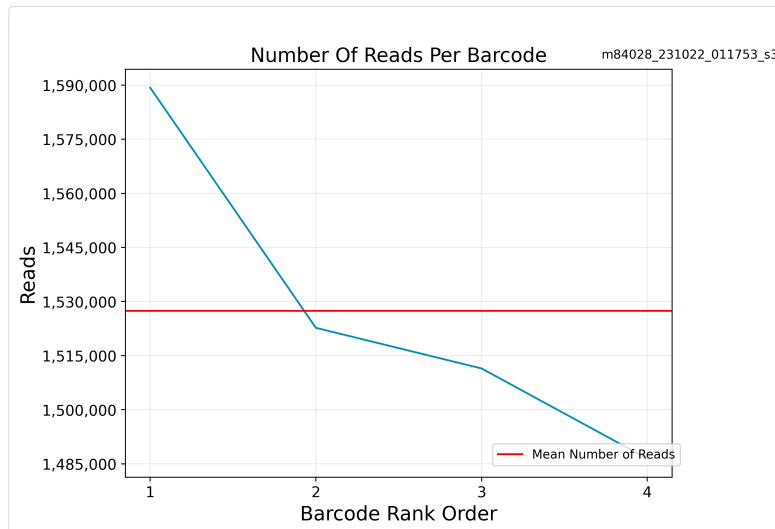
Value	Analysis Metric
4	Unique Barcodes
6,109,883	Barcoded HiFi Reads
17,519	Unbarcoded HiFi Reads
99.71%	Barcoded HiFi Reads (%)
115.55 Gb	Barcoded HiFi yield (Gb)
0.31 Gb	Unbarcoded HiFi yield (Gb)
99.73%	Barcoded HiFi Yield (%)
1,527,470	Mean HiFi Reads per Barcode
1,589,279	Max. HiFi Reads per Barcode
1,486,455	Min. HiFi Reads per Barcode

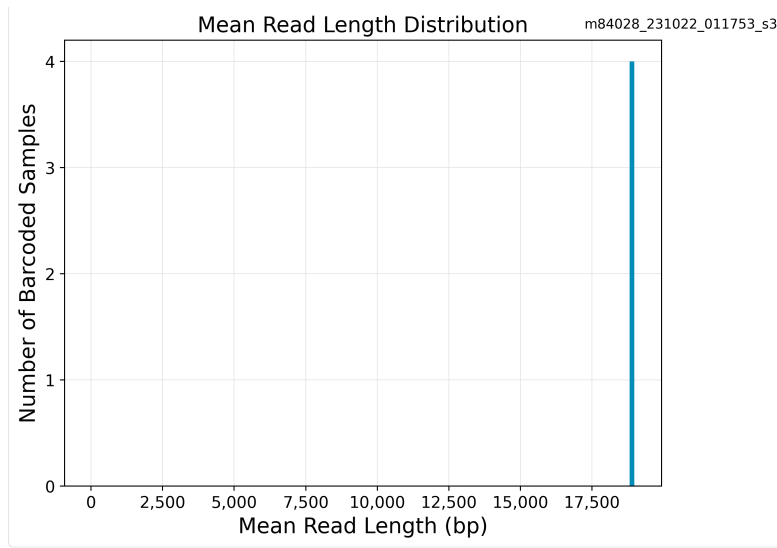
Value	Analysis Metric
18.91 kb	Barcoded HiFi read length (mean, kb)
17.46 kb	Unbarcoded HiFi read length (mean, kb)

Barcode Data

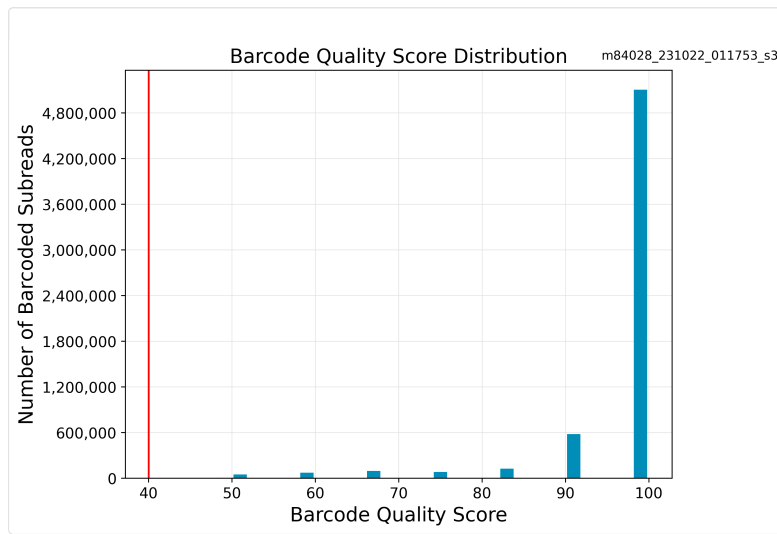
Sample N...	Barcode	Barcode Q...	HiFi Reads	HiFi Read ...	HiFi Read ...	HiFi Yield (...)
MAS-seq_...	bcM0001--...	97.3	1,589,279	18,910	Q34	30,054,580
MAS-seq_...	bcM0002--...	96.6	1,511,444	18,910	Q34	28,581,526,
MAS-seq_...	bcM0003--...	97.0	1,486,455	18,909	Q34	28,108,847,
MAS-seq_...	bcM0004--...	97.2	1,522,705	18,916	Q34	28,804,726,
No Name	Not Barcod...	0.0	17,519	17,463	Q27	305,944,98

Barcoded Read Statistics

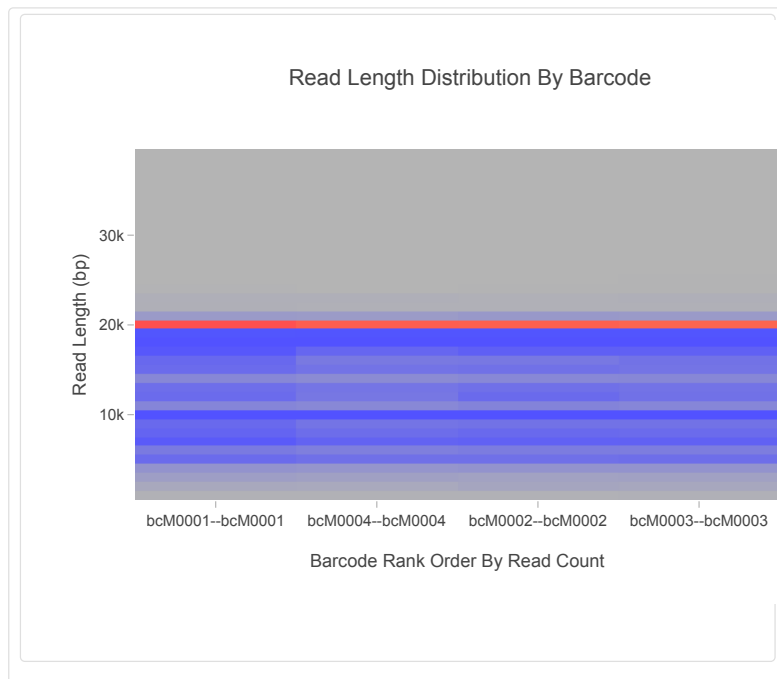




Barcode Quality Scores



Barcoded Read Binned Histograms



Barcode Quality Distribution By Barcode

